

# NANTUCKET REGIONAL TRANSIT AUTHORITY

## *ANNUAL REPORT* FISCAL YEAR 2018





## **Nantucket Regional Transit Authority**

**Fiscal Year ending June 30, 2018**

### **Annual Report**

#### Advisory Board

July 2017 – April 2018

Dawn Hill Holdgate, Chair

Matthew Fee, Vice Chair

Jim Kelly

Jason Bridges

Rita Higgins

Karenlynn Williams (12/17)  
Disabled Representative

Vacant  
Rider Representative

April 2018 – June 2018

Jason Bridges, Chair

Dawn Hill Holdgate, Vice Chair

Jim Kelly

Matthew Fee

Rita Higgins

John Malloy (1/18)  
Disabled Representative

Vacant  
Rider Representative



The Nantucket Regional Transit Authority (NRTA) provides seasonal fixed route public transit service and year round advanced reservation van service for elders and persons with disabilities in Nantucket. During fiscal year 2018 the NRTA provided seasonal fixed route service from July 1, 2017 through October 9, 2017 and April 27, 2018 through June 30, 2018. The NRTA's fixed route operated 166 days on 9 routes utilizing (maximum) 13 vehicles during the 2017 and 2018 seasons. Fixed Route services operate on modified schedules (less frequent) at the beginning and end of the season. Hours of service were extended until midnight during peak season on the main commuter routes, Mid Island Loop, Miacomet Loop, and Sconset via Old South Road Route.

### Fixed Route Services



#### DATES AND HOURS OF SERVICE

- Jetties Beach Route operated on a 30 minute schedule from the end of June through Labor Day, daily from 10:00 a.m. to 6:00 p.m.
- Madaket Route operated on an hourly schedule from the end of May to mid June and after Labor Day to mid September and on a 30 minute schedule from mid June to Labor Day, daily from 7:00 a.m. to 11:30 p.m.
- Miacomet Loop operated on a 30 minute schedule from mid May to mid June and early September to early October and on a 20 minute schedule from mid-June through Labor Day, daily from 7:00 a.m. to 12:00 a.m.
- Mid Island Loop operated on a 30 minute schedule from mid May to mid June and early September to early October and on a 15 minute schedule from mid June through Labor Day, daily from 7:00 a.m. to 12:00 a.m.
- Sconset via Milestone Road Route operated on an hourly schedule from end of June through Labor Day, daily from 7:15 a.m. to 7:15 p.m.
- Sconset via Old South Road Route operated on an hourly schedule from mid May through mid June and early September through early October, daily from 7:15 a.m. to 11:15 p.m. and mid June through Labor Day, daily from 7:00 a.m. to 12:00 a.m.
- Sconset via Polpis Road operated on an hour and twenty minute schedule from the end of June through Labor Day, daily from 10:00 a.m. to 6:00 p.m.
- Surfside Beach Route operated on a forty minute schedule from the end of June to Labor Day, daily from 10:00 a.m. to 6:00 p.m.

### NRTA Passenger Boardings By Route

	<b>FY17</b>	<b>FY18</b>
Jetties Beach Route	14,577	13,572
Madaket Route	43,876	41,878
Miacomet Loop	65,220	65,160
Mid Island Loop	62,379	57,525
Sconset via Milestone Road Route	17,237	17,868
Sconset via Old South Road Route	53,605	51,105
Sconset via Polpis Road Route	6,924	6,435
Surfside Beach Route	13,360	12,495
Airport Route	12,160	11,134
Ferry Connector	2,893	
<b>TOTAL</b>	<b>292,231</b>	<b>277,172</b>



### NRTA Passenger Boardings by Month

	<b>FY17</b>	<b>FY18</b>
July	94,770	92,363
August	100,384	90,704
September	31,391	29,406
October	5,847	5,457
April		713
May	11,222	16,021
June	48,617	42,508
<b>TOTAL</b>	<b>292,231</b>	<b>277,172</b>



### NRTA Revenue Hours by Month

	<b>FY17</b>	<b>FY18</b>
July	6,275	5,307.5
August	6,238.5	5,262
September	2,299	2,202
October	495.5	446.5
April		177
May	998	1,519.5
June	3,477.5	3,643.5
<b>TOTAL</b>	<b>19,783.5</b>	<b>18,558</b>

### NRTA Revenue Miles by Month

	<b>FY17</b>	<b>FY18</b>
July	60,037.5	55,904
August	59,866	53,719
September	24,706.5	24,960
October	6,103	5,508
April		2,768
May	12,373	17,917
June	37,857	40,343
<b>TOTAL</b>	<b>200,943</b>	<b>201,119</b>

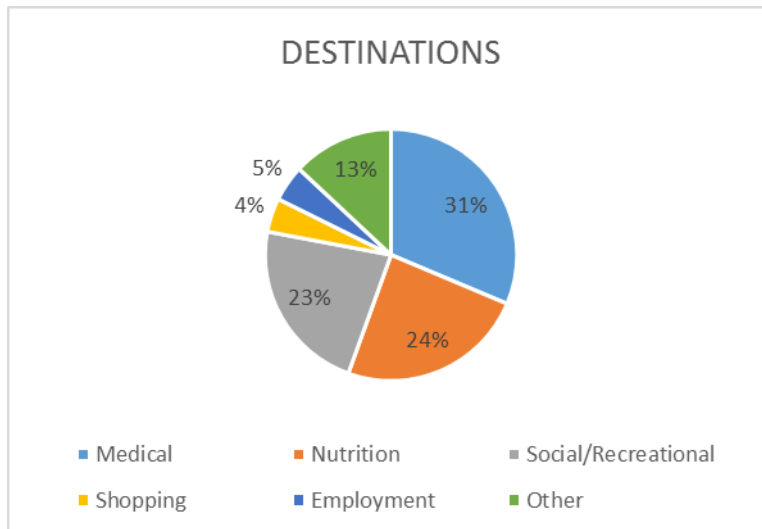
	<b>Fixed Route</b>	<b>Demand Response</b>
Annual Ridership	277,172	6,158
Annual Farebox Revenue	\$458,937	\$9,404
Annual Cost of Operations	\$1,636,052	\$250,359
Annual Revenue Hours	18,558	2,684
Annual Revenue Miles	201,119	19,645
Days of Operation	166	245
Number of Fixed Routes	9	n/a
Fleet Size	19	4





The NRTA's advanced reservation door to door elderly and disabled transportation is called Your Island Ride. Service is provided year round, Monday through Friday, daily from 8:00 a.m. to 4:00 p.m. Your Island Ride provided 8,542 trips in Fiscal Year 2017.

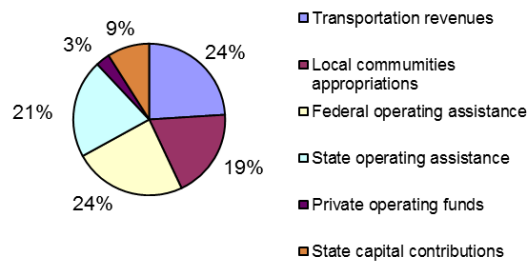
<b><u>Destinations</u></b>	<b><u>FY17</u></b>	<b><u>FY18</u></b>
Medical	2,366	1,930
Nutrition	2,169	1,489
Social/Recreational	1,449	1,382
Shopping	114	268
Employment	1,228	386
Other	1,216	803
<b>Total Trips</b>	<b>8,542</b>	<b>6,158</b>



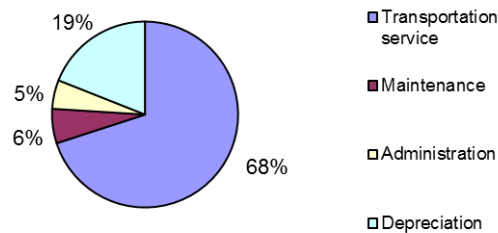
## NRTA STATEMENT EXPENSE AND REVENUES

Operating Costs	FY17	FY18
Administrative Costs	\$133,970	\$136,684
Purchased Services		
Fixed Route	\$1,746,986	\$1,636,051
Demand Response	\$ 250,782	\$ 250,359
Brokerage Services	\$ 3,405	\$ 1,717
Debt Service		\$ 2,048
Total Operating Costs	\$2,135,143	\$2,026,859
<b>Operating Revenues</b>		
Farebox	\$437,770	\$468,634
Brokerage Service reimbursement	\$ 3,405	\$ 1,717
Advertising	\$ 1,875	\$ 525
Interest Income	\$ 1,739	\$ 2,025
Rental Income		\$ 52,125
Miscellaneous	\$ 6,610	\$ 3,216
Other Third Party Reimbursement	<u>\$255,481</u>	\$ 53,393
Total Revenues	\$706,880	<u>\$581,635</u>
State Contract Assessment	\$488,184	\$478,658
Federal Operating Assistance	\$540,327	\$545,730
Local Assessment	\$408,302	\$418,510

Revenues By Source - FY 2018



Expenses By Source - FY 2018



# STATEMENT OF NET POSITION

	FY17	FY18
<b>ASSETS</b>		
<b>Current Assets:</b>		
Cash and cash equivalents	\$ 240,641	\$ 188,133
Receivable for operating assistance	\$ 939,270	\$ 954,032
Other Current Assets	<u>\$ 174,308</u>	<u>\$ 138,301</u>
<b>Total current assets</b>	<b>\$1,354,219</b>	<b>\$1,280,466</b>
<b>Noncurrent Assets:</b>		
Restricted assets		
Cash and cash equivalents	\$ 244,498	\$ 218,389
Receivable capital assistance	\$ 879,752	\$ 91,740
Total restricted assets	\$1,124,250	\$ 310,129
Receivable operating assistance	\$ 141,190	\$155,036
Capital assets, net	<u>\$ 131,109</u>	<u>\$2,395,516</u>
<b>Total noncurrent assets</b>	<b>\$2,741,087</b>	<b>\$2,395,516</b>
<b>Total assets</b>	<b>\$4,006,527</b>	<b>\$2,860,681</b>
<b>LIABILITIES</b>		
Current liabilities		
Accounts payable and accrued expense	\$170,006	\$72,323
Unearned revenue	<u>\$ 36,281</u>	<u>\$14,371</u>
Total current liabilities	\$206,827	\$86,097
Noncurrent liabilities		
Liabilities payable from restricted assets		
Accounts payable and accrued expense	\$852,050	\$80,097
Unearned Revenue	\$ 72,618	\$46,509
Total liabilities payable from restricted assets	\$924,668	\$126,606
Net pension liability	\$401,799	\$389,444
Other postemployment benefits	<u>\$171,013</u>	<u>\$342,296</u>
Total noncurrent liabilities	<b>\$1,497,480</b>	<b>\$858,346</b>
Revenue Anticipation Notes		
<b>Total liabilities</b>	<b>\$1,704,307</b>	<b>\$945,040</b>
<b>DEFERRED INFLOWS OF RESOURCES</b>		
Deferred inflows of resources related to OPEB		\$36,529
Deferred inflows of resources related to pension	<u>\$5,218</u>	\$31,048
Total liabilities and deferred inflows of resources	\$1,709,525	\$1,012,617
<b>NET ASSETS</b>		
Invested in capital assets	\$2,741,087	\$2,395,516
Restricted	\$ 199,582	\$ 183,523
Unrestricted Net Assets	<u>\$758,704</u>	<u>\$ 600,127</u>
<b>Total net assets</b>	<b>\$3,699,373</b>	<b>\$3,179,166</b>
<b>Capital Grant</b>		
Commonwealth of Massachusetts	\$879,752	\$91,740
Federal	\$ 0	\$ 0





### **Ridership Incentive Programs**



The NRTA continues its efforts to provide Ridership Incentive Programs (RIP) that encourage ridership. Commuter Solution Program - This program enables employers to purchase passes for their employees at a discounted rate (\$10 off the cost of a season pass) and is one of the pass options made available to our fixed route riders. Ride to Read - The Nantucket Elementary School, Nantucket Atheneum, Friends of Nantucket Public Schools and the NRTA established this program to provide elementary school children the opportunity and convenience to continue reading throughout the summer. Friends of Nantucket Public Schools reimburses the NRTA for the fares. Pass Options – The NRTA provides several pass options to both seasonal users and visitors. Passes are available at a reduced cost to paying per ride. 1-day pass \$7; 3-day pass \$12; 7-day pass \$20; 30 day pass \$50; season pass \$90, Commuter \$80, Nantucket student \$50; other students \$80; and senior/disabled/veteran's and active military personnel \$50. In April 2018 pass rates increased and annual passes were added.

**MassRIDES**  
1.888.4COMMUTE • [www.commute.com](http://www.commute.com)  
A Service of the Executive Office of Transportation

### **Emergency Ride Home Program**

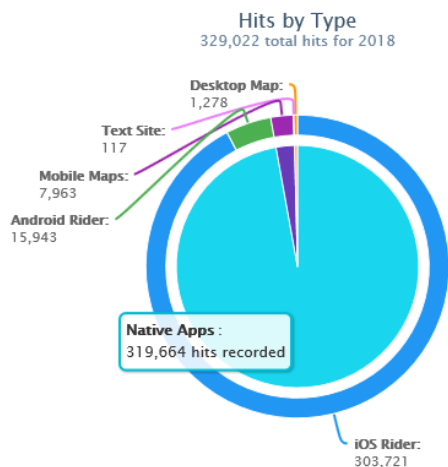
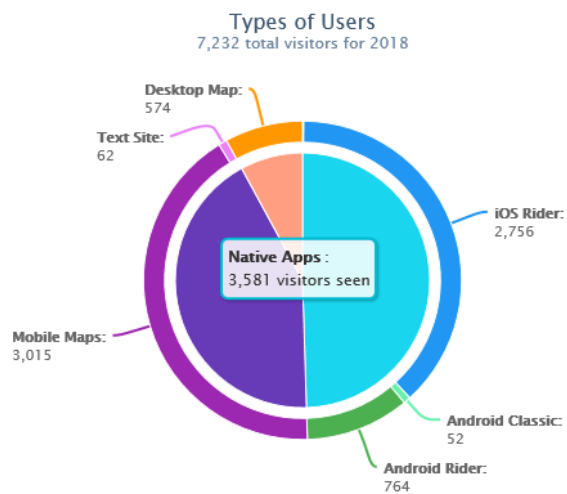
The NRTA is a participant in MassRIDES, the Commonwealth's statewide travel options, *FREE* Emergency Ride Home Program available to Nantucket employers and their employees. The MassRIDES Emergency Ride Home (ERH) Program is available to any employee who commutes to work by transit, walking, bicycling or carpooling at least twice a week and enrolls in the program. This program promises employees who regularly use travel options that MassRIDES will pay for the ride home if they experience a qualified emergency.



The NRTA in partnership with the Massachusetts Department of Transportation (MassDOT) and NuRide offer riders rewards for choosing healthier and 'greener' transportation options.



A FREE "Where's My Bus" application that allows passengers to access real-time information about the location of their bus on the Web or via a smart phone or Blackberry.






Transit **Plan a trip riding The WAVE**

## **CUSTOMER CONVENIENCES**



**PARK AND RIDE LOTS** - The NRTA provides four (4) park and ride lots along several of its fixed routes. The Park and Ride lots are parking lots for private businesses (mostly restaurants) that enter into a license agreement with the NRTA for \$1.00/year to utilize their lots as a Park and Ride. The NRTA promotes the use of these lots in its marketing efforts.

**BIKES-N-TRANSIT** - The NRTA continues its efforts in the Commonwealths Bikes-n-Transit Program. All buses are equipped with bike racks that carry two bikes. Stationary bike racks are also provided at several stops. In FY18 the NRTA transported 5,920 bikes on its fixed route vehicles. The island has approximately 40 miles of bike paths all adjacent to NRTA Routes.



**BUS STOP AMENITIES** - The NRTA provides benches at a majority of its most used bus stops. With the completion of the Fairgrounds Road Bicycle Path stop waiting areas were constructed with Belgian block, giving waiting passenger an even surface to stand and wait for the bus. Private funding enabled the NRTA to provide covered shelters at two of its stops.

**SHORT TERM PASS SALES** - The NRTA's short term passes (1-day, 3-day and 7-day) are able to be purchased aboard all fixed route vehicles through the electronic farebox.

**BUS INFORMATION CENTER** – The Greenhound Building



The NRTA leases space, \$1.00 per season for the buses and \$1.00 per season for use of the building as a bus information center, from a subsidiary of a non-profit public benefit corporation that purchased the property to be utilized by the NRTA to help improve the system. The Mid Island Loop, Miacomet Loop, Sconset via Old South Road Route and Sconset via Milestone Road Route utilize the space as the downtown bus stop, removing them from on street public parking spaces. In addition to the use of the building, NRTA information aides are funded by the subsidiary. The building is equipped with air conditioning, public restrooms, waiting area, free Wi-Fi and a bill breaker and is maintained at no expense to the NRTA. Real time bus information is displayed at the bus information center. Benches, picnic tables, and stationary bike racks are provided at this center. This has greatly benefited the users of the NRTA's services.



## Year Round Bus Service

During FY18 approval of year round bus service for FY19 was approved, fares and pass rates were increased and plans and promotions were underway to kick off the announcement of year round bus service beginning after Columbus Day 2018. With the increase in fares and the formation of a private partnership in the form of rental income, the NRTA was able to begin its seasonal service two weeks earlier and in time for the Daffodil festival. The earlier service ran on what would be the new winter schedule. A kick-off event was held on the Friday of Daffodil Festival weekend to promote the service. The theme was “Moving History Forward”.



Photographs by Susan Richards, SR Concepts





