

# NANTUCKET REGIONAL TRANSIT AUTHORITY

## *ANNUAL REPORT* FISCAL YEAR 2014





## **Nantucket Regional Transit Authority**

**Fiscal Year ending June 30, 2014**

### **Annual Report**

#### Advisory Board

July 2013 – April 2014

Rick Atherton, Chair

Bob DeCosta, Vice Chair

Matthew Fee

Bruce Miller

Tobias Glidden

Karenlynn Williams  
Disabled Representative

Vacant  
Rider Representative

April 2014 – June 2014

Rick Atherton, Chair

Bob DeCosta, Vice Chair

Matthew Fee

Bruce Miller

Tobias Glidden

Karenlynn Williams  
Disabled Representative

Vacant  
Rider Representative



The Nantucket Regional Transit Authority (NRTA) provides seasonal fixed route public transit service and year round advanced reservation van service for elders and persons with disabilities in Nantucket. During fiscal year 2014 the NRTA provided seasonal fixed route service from July 1, 2013 through October 14, 2014 and May 19, 2014 through June 30, 2014. The NRTA's fixed route operated 144 days on 10 routes utilizing (maximum) 14 vehicles. A new service was added in May 2014, Fast Ferry Connector. Fixed Route services operate on modified schedules (less frequent) at the beginning and end of the season.

### Fixed Route Services



### DATES AND HOURS OF SERVICE

- Jetties Beach Route operated on a 30 minute schedule from the end of June through Labor Day, daily from 10:00 a.m. to 6:00 p.m.
- Madaket Route operated on an hourly schedule from the end of May to mid June and after Labor Day to mid September and on a 30 minute schedule from mid June to Labor Day, daily from 7:00 a.m. to 11:30 p.m.
- Miacomet Loop operated on a 30 minute schedule from mid May to mid June and early September to early October and on a 20 minute schedule from mid June through early September, daily from 7:00 a.m. to 11:30 p.m.
- Mid Island Loop operated on a 30 minute schedule from mid May to mid June and early September to early October and on a 15 minute schedule from mid June through early September, daily from 7:00 a.m. to 11:30 p.m.
- Sconset via Milestone Road Route operated on an hourly schedule from end of June through Labor Day, daily from 7:15 a.m. to 7:15 p.m.
- Sconset via Old South Road Route operated on an hourly schedule from mid May through early October, daily from 7:15 a.m. to 11:15 p.m.
- Sconset via Polpis Road operated on an hour and twenty minute schedule from the end of June through Labor Day, daily from 10:00 a.m. to 6:00 p.m.
- Surfside Beach Route operated on a forty minute schedule from the end of June to Labor Day, daily from 10:00 a.m. to 6:00 p.m.
- Fast Ferry Connector Service (Pilot Program May 22, 2014) provided service from a park and ride lot to the fast ferries, incorporated partial season partial days on the Airport Route operating on a twenty minute schedule, daily from 7:00 a.m. to 8:00 p.m.

### NRTA Passenger Boardings By Route

	<b>FY13</b>	<b>FY14</b>
Jetties Beach Route	12,231	13,359
Madaket Route	41,129	40,290
Miacomet Loop	62,189	68,440
Mid Island Loop	54,072	60,086
Sconset via Milestone Road Route	14,657	16,376
Sconset via Old South Road Route	50,266	53,019
Sconset via Polpis Road Route	6,280	6,267
Surfside Beach Route	16,705	16,322
Airport Route	10,021	13,854
Fast Ferry Connector	n/a	1,681
<b>TOTAL</b>	<b>267,550</b>	<b>289,694</b>



### NRTA Passenger Boardings by Month

	<b>FY13</b>	<b>FY14</b>
July	92,994	97,388
August	93,104	94,385
September	27,237	29,009
October	4,038	7,467
May	8,500	11,736
June	41,677	49,709
<b>TOTAL</b>	<b>267,550</b>	<b>289,694</b>

### NRTA Service Hours by Month

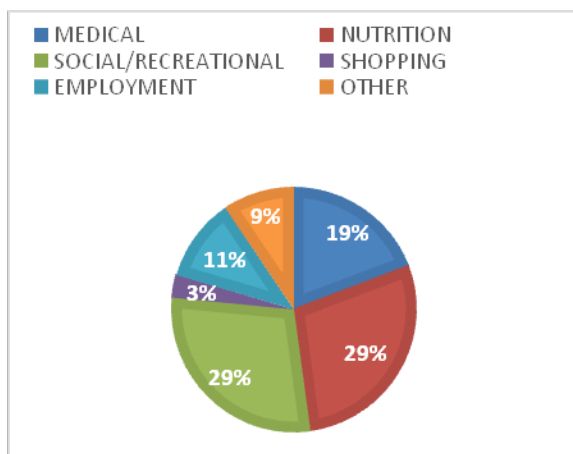
	<b>FY13</b>	<b>FY14</b>
July	5,191	5,209
August	5,177	5,169
September	2,055	2,042
October	392	686
May	726	1,173.5
June	2,734.5	3,750.5
<b>TOTAL</b>	<b>16,275.5</b>	<b>17,930</b>

	Fixed Route	Demand Response
Annual Ridership	289,694	7,519
Annual Farebox Revenue	\$390,165	\$9,857
Annual Cost of Operations	\$1,421,431	\$236,344
Annual Revenue Hours	17,930	3,045
Annual Revenue Miles	191,389.80	24,130
Days of Operation	144	248
Number of Fixed Routes	9 (10)	n/a
Fleet Size	18	4



The NRTA's advanced reservation door to door elderly and disabled transportation is called Your Island Ride. Service is provided year round, Monday through Friday, daily from 8:00 a.m. to 4:00 p.m. Your Island Ride provided 7,519 trips in Fiscal Year 2014.

Destinations	FY14	FY13
Medical	1,439	1,785
Nutrition	2,146	2,605
Social/Recreational	2,149	2,379
Shopping	227	430
Employment	855	831
Other	703	769
<b>Total Trips</b>	<b>7,519</b>	<b>8,799</b>





## NRTA STATEMENT EXPENSE AND REVENUES

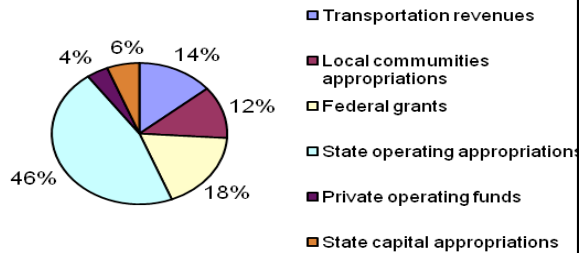
Operating Costs	FY13	FY14
Administrative Costs	\$ 119,498	\$ 124,213
Purchased Services		
Fixed Route	\$1,248,396	\$1,421,431
Demand Response	\$ 254,693	\$ 236,344
Brokerage Services	\$ 3,035	\$ 3,464
Debt Service	\$ 15,562	\$ 9,682
Total Operating Costs	\$1,641,184	\$1,795,134

### Operating Revenues

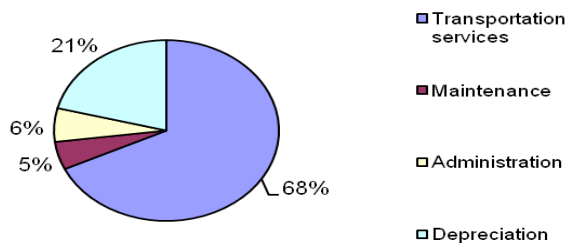
Farebox	\$384,483	\$396,558
Brokerage Service reimbursement	\$ 3,035	\$ 3,464
Advertising	\$ 675	\$ 225
Interest Income	\$ 2,883	\$ 3,271
Miscellaneous	\$ 3,343	\$ 6,553
Other Third Party Reimbursement	\$ 7,006	\$103,743
Total Revenues	\$401,425	\$513,814

State Contract Assessment	\$ 394,651	\$1,363,068
Federal Operating Assistance	\$ 512,619	\$ 531,803
Local Assessment	\$ 338,080	\$ 346,532

\*forward funding



Revenues by Source – FY14



Expenses by Source – FY14

# STATEMENT OF NET ASSETS

	FY13	FY14
<b>ASSETS</b>		
<b>Current Assets:</b>		
Cash and cash equivalents	\$ ,573,693	\$ 826,281
Receivable for operating assistance	\$1,429,303	\$ 947,190
Other Current Assets	<u>\$ 149,034</u>	<u>\$ 139,640</u>
<b>Total current assets</b>	<b>\$2,152,030</b>	<b>\$1,913,111</b>
<b>Noncurrent Assets:</b>		
Restricted assets		
Cash and cash equivalents	\$ 222,197	\$ 260,899
Receivable capital assistance	<u>\$ 6,380</u>	<u>\$ 121,546</u>
Total restricted assets	\$ 228,577	\$ 382,445
Capital assets, net	<u>\$ 2,883,633</u>	<u>\$2,586,352</u>
<b>Total noncurrent assets</b>	<b>\$3,112,210</b>	<b>\$2968,787</b>
<b>Total assets</b>	<b>\$5,264,240</b>	<b>\$4,881,908</b>
<b>LIABILITIES</b>		
Current liabilities		
Accounts payable and accrued expense	\$ 154,883	\$154,883
Unearned revenue	<u>\$ 11,261</u>	<u>\$124,922</u>
Total current liabilities	\$ 184,173	\$279,805
Noncurrent liabilities		
Liabilities payable from restricted assets		
Accounts payable and accrued expense	\$	\$ 24,746
Other postemployment benefits	\$ 77,492	\$101,192
Revenue Anticipation Notes	<u>\$1,807,893</u>	<u>\$600,000</u>
<b>Total noncurrent liabilities</b>	<b>\$1,885,385</b>	<b>\$725,938</b>
<b>Total liabilities</b>	<b>\$2,069,558</b>	<b>\$1,005,743</b>
<b>NET ASSETS</b>		
Invested in capital assets	\$2,883,633	\$2,586,352
Restricted	\$ 151,085	\$ 256,507
Unrestricted Net Assets	<u>\$ 159,964</u>	<u>\$1,033,306</u>
<b>Total net assets</b>	<b>\$3,194,682</b>	<b>\$3,876,165</b>
<b>Capital Grant</b>		
Commonwealth of Massachusetts	\$206,000	\$177,024
Federal	\$763,602	\$ 0



### **Ridership Incentive Programs**

The NRTA continues its efforts to provide Ridership Incentive Programs (RIP) that encourage ridership. Commuter Solution Program - This program enables employers to purchase passes for their employees at a discounted rate (\$10 off the cost of a season pass) and is one of the pass options made available to our fixed route riders. Ride to Read - The Nantucket Elementary School, Nantucket Atheneum, Friends of Nantucket Public Schools and the NRTA established this program to provide elementary school children the opportunity and convenience to continue reading throughout the summer. Friends of Nantucket Public Schools reimburses the NRTA for the fares. Pass Options - The NRTA provides several pass options to both seasonal users and visitors. Passes are available at a reduced cost to paying per ride. 1-day pass \$7; 3-day pass \$12; 7-day pass \$20; 30 day pass \$50; season pass \$80, Commuter \$70, Nantucket student \$40; other students \$70; and senior/disabled/veteran's and active military personnel \$40. Public Transportation and Walking Map to Historic Sites and Museums on Nantucket - A brochure was developed through a collaborated effort with the NRTA, the Town's transportation planner and various historic site and museums. The brochure includes a map locating the island's historic sites and museums and provides information on fixed routes and stops to access these sites as well as walking times from site to site.



### **Emergency Ride Home Program**

The NRTA is a participant in MassRIDES, the Commonwealth's statewide travel options, *FREE* Emergency Ride Home Program available to Nantucket employers and their employees. The MassRIDES Emergency Ride Home (ERH) Program is available to any employee who commutes to work by transit, walking, bicycling or carpooling at least twice a week and enrolls in the program. This program promises employees who regularly use travel options that MassRIDES will pay for the ride home if they experience a qualified emergency.



A FREE "Where's My Bus" application that allows passengers to access real-time information about the location of their bus on the Web or via a smart phone or Blackberry.





The NRTA in partnership with the Massachusetts Department of Transportation (MassDOT) and NuRide offer riders rewards for choosing healthier and 'greener' transportation options.



**Plan a trip riding The WAVE**

### **Customer Conveniences**

**PARK AND RIDE LOTS** - The NRTA provides four (4) park and ride lots along several of its fixed routes. The Park and Ride lots are parking lots for private businesses (mostly restaurants) that enter into a license agreement with the NRTA for \$1.00/year to utilize their lots as a Park and Ride. The NRTA promotes the use of these lots in its marketing efforts. The Fast Ferry Connector Service that began in May of 2014 has an overnight park and ride component.

**BIKES-N-TRANSIT** - The NRTA continues its efforts in the Commonwealths Bikes-n-Transit Program. All buses are equipped with bike racks that carry two bikes. Stationary bike racks are also provided at several stops. For FY14 season the NRTA transported 5,824 bikes on its buses. The island has approximately 35 miles of bike paths all adjacent to NRTA Routes.



**BUS STOP AMENITIES** - The NRTA provides benches at a majority of its most used bus stops. With the completion of the Fairgrounds Road Bicycle Path stop waiting areas were constructed with Belgian block, giving waiting passenger an even surface to stand and wait for the bus. Private funding enabled the NRTA to provide covered shelters at two of its stops.

**SHORT TERM PASS SALES** - The NRTA's short term passes (1-day, 3-day and 7-day) are able to be purchased aboard all fixed route vehicles through the electronic farebox.

#### **BUS INFORMATION CENTER – The Greenhound Building**



The NRTA leases space, \$1.00 per season for the buses and \$1.00 per season for use of the building as a bus information center, from a subsidiary of a non-profit public benefit corporation that purchased the property to be utilized by the NRTA to help improve the system. The Mid Island Loop, Miacomet Loop, Sconset via Old South Road Route and Sconset via Milestone Road Route utilize the space as the downtown bus stop, removing them from on street public parking spaces. In addition to the use of the building, NRTA information aides are funded by the subsidiary. The building is equipped with air conditioning, public restrooms, waiting area, free wi-fi and a bill breaker and is maintained at no expense to the NRTA. This has greatly benefited the users of the NRTA's services.

Photographs by Susan Richards, SR Concepts

