

WANT TO RIDE the **WAVE** YEAR-ROUND?

NRTA Year-Round Bus Service Study

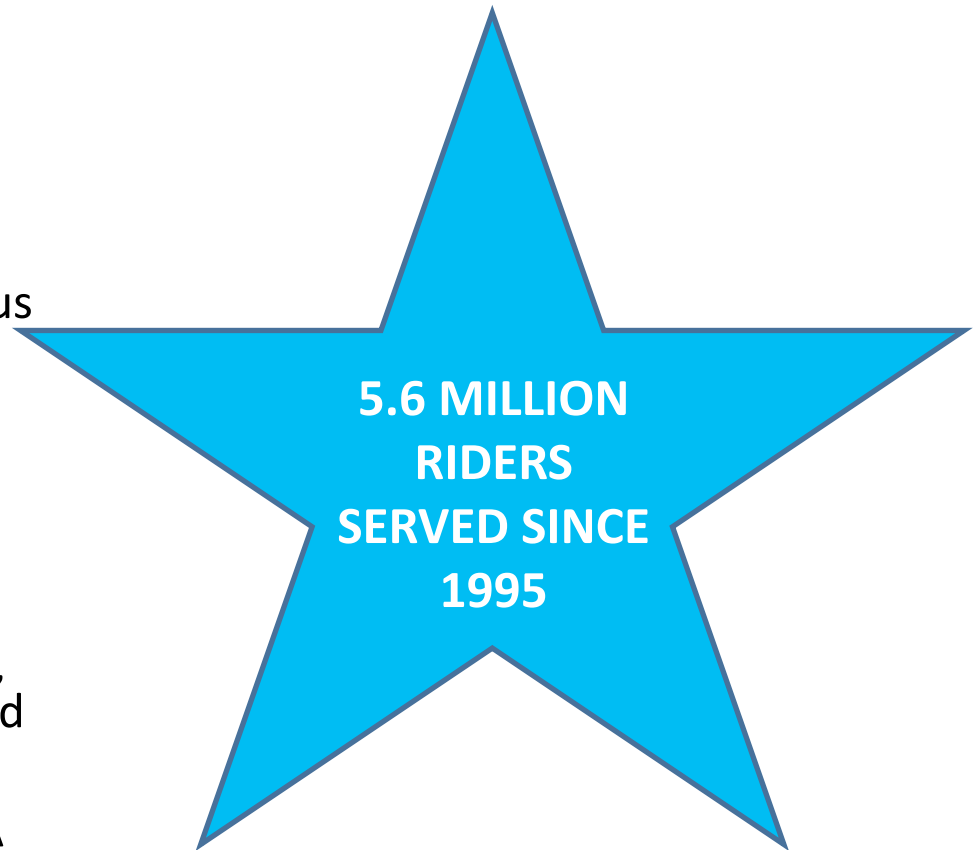
Implementation Planning
September 13, 2017



Photos by Susan Richards, SR Concepts

Current Service - Operations

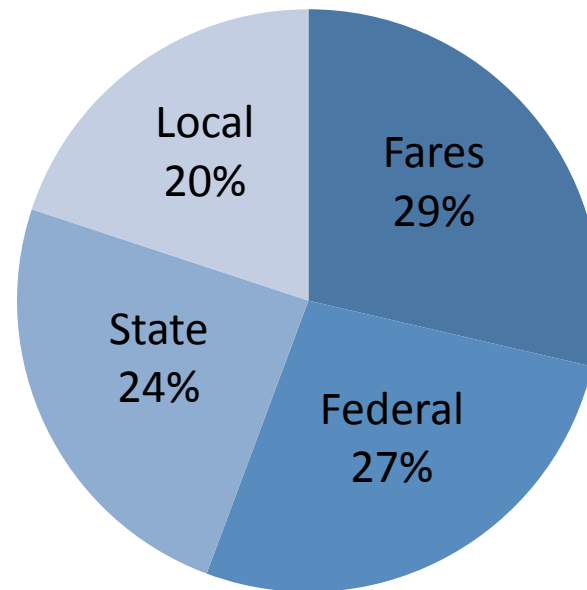
- 9 routes
- Maximum service hours
 - 7:00 AM to Midnight
- 2016 service summary
 - 148 days (Mid-May to Columbus Day)
 - 19,066 hours
 - 192,365 miles
- 2016 ridership summary
 - 287,042 trips
 - 60% of ridership on Mid Island, Miacomet, and Sconset via Old South Road routes
- Operations contracted per MA law



NRTA is a rural system performing like an urban system

Current Service - Funding

- NRTA annual operating cost = \$2 Million
 - \$1.7M for seasonal routes
 - \$275K for Your Island Ride
- Local assessment = \$400,000



Bus Service Goals

Affordable

Reliable

Convenient

Safe

Recommended Base Service Option

* Does not include farebox revenue

^ NRTA WAVE bus service was operated 148 days in 2017

Service Indicator	Base Service
Vehicle requirement	3
Driver requirement	7
Projected daily ridership	571
Additional days operated^	214

Operating Characteristic	Madaket Route (1 extra week)	Miacomet Loop	Mid Island Route	Old South Rd via Nobadeer Farm Rd Route	Sconset via Old South Rd Route
Frequency	60 minutes	30 minutes	30 minutes	40-60 minutes	5 trips/day
Weekday	7am-11pm	7am-9pm	7am-9pm	7am-9pm	8am-7pm
Saturday	7am-11pm	7am-7pm	7am-7pm	7am-7pm	7am-7pm
Sunday	7am-11pm	7am-7pm	7am-7pm	7am-7pm	7am-7pm



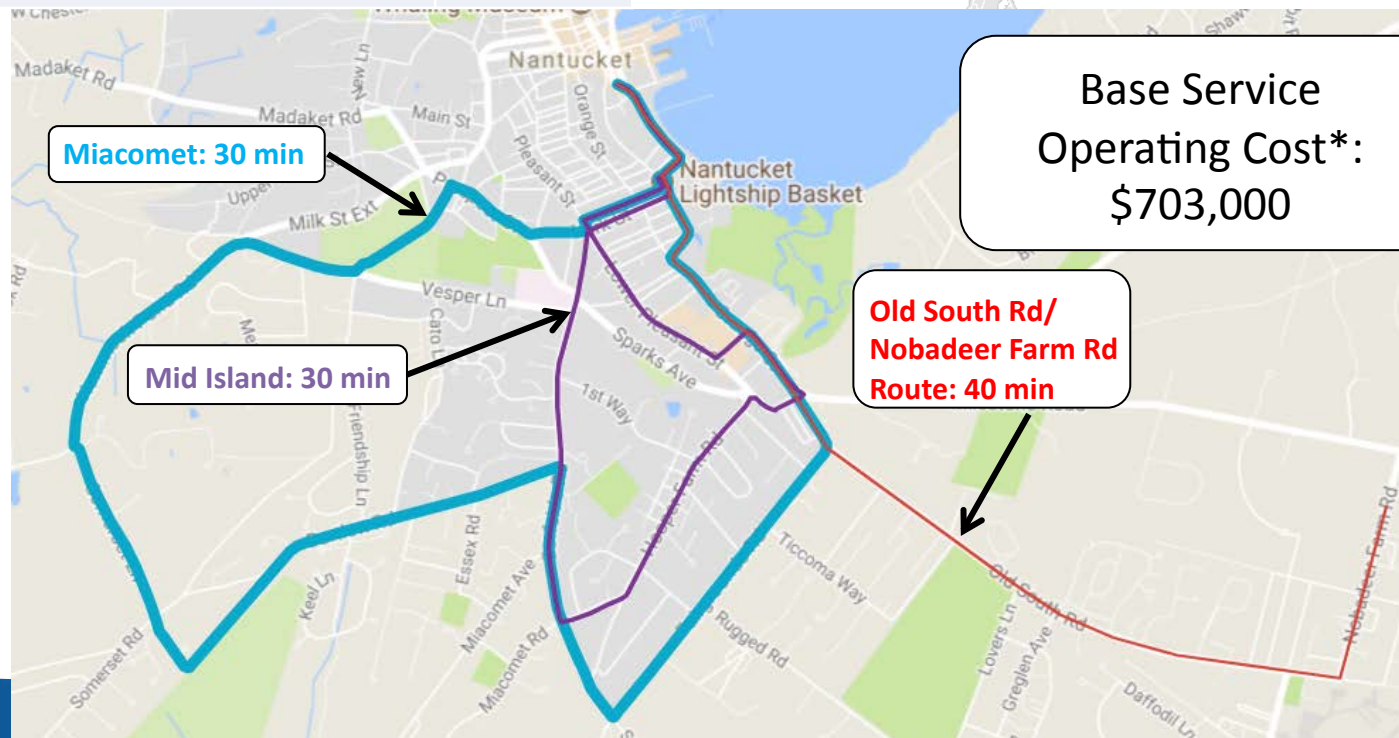
Alternate Base Service Option

* Does not include farebox revenue

^ NRTA WAVE bus service was operated 148 days in 2017

Service Indicator	Off-Season
Vehicle requirement	3
Driver requirement	5
Projected daily ridership	444
Additional days operated [^]	214

Operating Characteristic	Miacomet Loop	Mid Island Route	Old South Rd via Nobadeer Farm Rd Route
Frequency	30 minutes	30 minutes	40 minutes
Hours	Weekday	7am-8pm	8am-7pm
	Saturday	8am-7pm	10am-6pm
	Sunday	10am-6pm	10am-6pm



Customer Service Limitations of Alternate Base Service

- Limitations

- Weekday and weekend hours of operation
- Probability of long-term success
- Service reliability for employment trips
- Customer experience
- Ridership
- Fare revenue

- Examples of Limitations

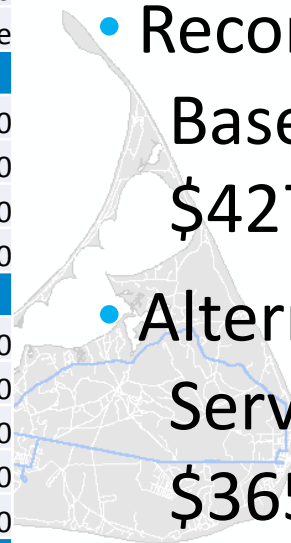
- Weekday service ends at 7pm instead of 9pm
- Mid Island service starts later and ends earlier on weekdays and weekends
- Saturday service starts at 8am instead of 7am
- Sunday service starts at 10am instead of 7am

Fare Increase

Single Fares	Current	Proposed
Adult (short distance)	\$1.00	\$2.00
Adult (long distance)	\$2.00	\$3.00
Senior/Disabled/Military/Veteran (short distance)	\$0.50	\$1.00
Senior/Disabled/Military/Veteran (long distance)	\$1.00	\$1.50
6 and Under	Free	Free
Short-Term Passes		
1 Day Pass	\$7.00	\$8.00
3 Day Pass	\$12.00	\$18.00
7 Day Pass	\$20.00	\$30.00
31 Day Pass	\$50.00	\$75.00
Season Passes		
Season Pass	\$90.00	\$135.00
Commuter Solutions Program	\$80.00	\$120.00
Nantucket Student	\$50.00	\$70.00
Off-Island/College Student	\$80.00	\$120.00
Senior/Disabled/Military/Veteran	\$50.00	\$70.00
Annual Passes		
Annual Pass	N/A	\$200.00
Commuter Solutions Program	N/A	\$150.00
Nantucket Student	N/A	\$120.00
Off-Island/College Student	N/A	\$150.00
Senior/Disabled/Military/Veteran	N/A	\$100.00

Fare Revenue

- Recommended Base Service = \$427,000
- Alternate Base Service = \$365,800



Funding Requirements for Additional Service

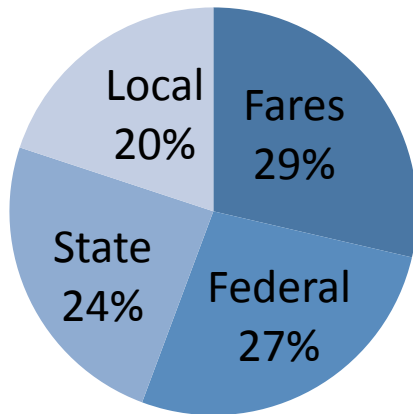
	<u>Recommended</u>	<u>Alternate</u>
Projected Ridership:	123,987	96,351
Base Service New Cost:	\$838,000	\$703,000
Fare Revenue:	\$427,000	\$365,800
Additional Annual Funding Needed:	\$411,000	\$337,200

Costs and Funding Sources for 12-Month Service

	<u>12-Month Service Implementing Recommended Base Service</u>	<u>12-Month Service Implementing Alternate Base Service</u>	<u>Current Seasonal Service</u>
Fares:	\$1,000,101	\$938,901	\$573,101
Local Assessment:	\$809,943	\$736,143	\$398,943
State Funding:	\$488,184	\$488,184	\$488,184
Federal Funding:	\$541,489	\$541,489	\$541,489
Total Budget:	\$2,839,717	\$2,704,717	\$2,001,717

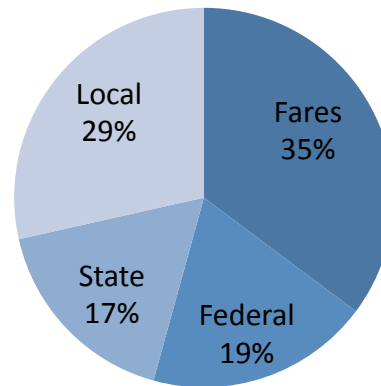
Aggregate Funding Comparison

Current Service \$2 million

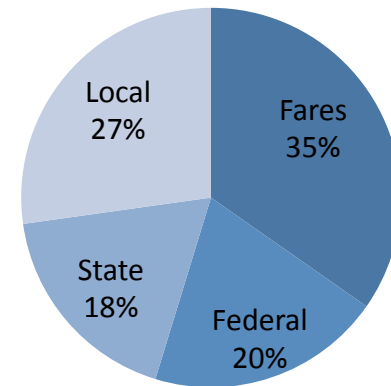


Year-Round Service

Recommended Base \$2.8 million



Alternate Base \$2.7 million



Next Steps

- Secure funding
- Institute fare increase: Spring 2018
- Start year-round service: Fall 2018

